







# WSU Puyallup Research and Extension Center



-  Training & Event Parking
-  Overflow Parking
-  Reserved Parking
-  Disabled Placard Required

## event parking

Welcome to the Washington State University Puyallup Research and Extension Center. Parking permits are *not* required on campus, but we do ask that you park only in designated areas while attending your event.

If you have any questions regarding parking or accessibility, please contact your event organizer or the Facilities Maintenance Office. ♥

## contacts

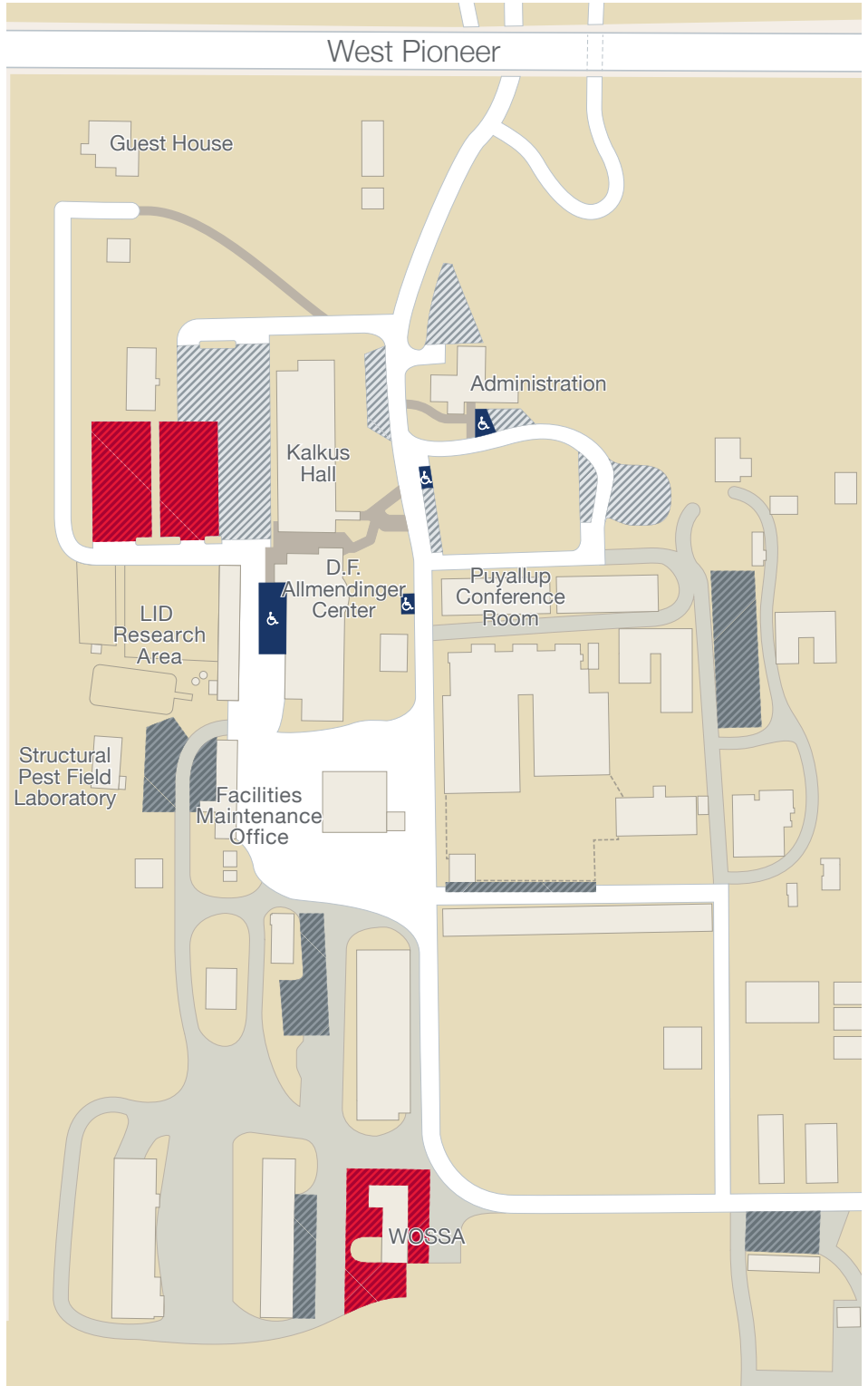
Puyallup Research & Extension Center  
2606 West Pioneer  
Puyallup, Washington 98371

**Driving Directions**  
[puyallup.wsu.edu/directions/](http://puyallup.wsu.edu/directions/)

**Parking Information**  
[puyallup.wsu.edu/parking/](http://puyallup.wsu.edu/parking/)

**Administration**  
253-445-4580

**Facilities Maintenance Office**  
253-445-4578



# *parking on campus*

The Puyallup REC is a research and extension campus with ample research farm land, which means that parking can sometimes be a challenge. Our goal is to provide adequate parking for both employees and visitors. We operate under an open (free) parking policy. However, in order to accommodate parking for all our visitors and employees our parking plan provides a number of preferred parking locations for visitors (light gray) as well as locations that are reserved for special events and trainings (red) and general overflow parking (dark gray). You can use this site to explore your options and keep up on the latest parking news.

## *news + reminders*

### ***Community Partner Parking Resources***

WSU Puyallup REC has a Pierce Transit bus stop right at our front entrance on Pioneer Way. Please visit the Pierce Transit website for further information including System Maps and Bus Routes.



## *parking q & a*

### ***Can I park in a space marked "Reserved"?***

These reserved spots are for WSU Puyallup employees and short-term visitors only.

### ***If a parking space is unmarked, can I park here?***

Yes, however, if you are attending a large event please refer to the instructions provided to you by your event coordinator. We have a specified parking lot and overflow parking spaces for our large events and respectfully request you use these lots.

### ***Do you charge for parking on campus?***

No, all of our parking is free and first-come-first-serve.

### ***Can I park on the side of the street or along driveways?***

Please refrain from parking on the side of the roads and driveways if possible due to fire lanes and congestion. In the case that all parking spaces are filled up we have a number of overflow parking areas identified on the map (dark gray).

## *more information*

### ***How can I learn more about WSU Puyallup REC parking resources, rules and enforcement?***

If you have specific questions about parking on or around the WSU Puyallup REC campus, please contact our Facilities Manager at bill.mccrea@wsu.edu or 253-445-4578.